

SPECIFICATION

CUSTOMER LINE

HANDLING	CHECK	APPROVAL	CONFIRMATION
DATE:			

PLEASE SIGN AND RETURN ONE COPY.

With your signature, you confirm all the details in this specification, and the products will be made according to below description.

REMARKS: _____

CUSTOMER _____

ITEM NUMBER _____

PRODUCT Adapter

MODEL NO KYTW825A DESIGNED NO KYT-825 20W

VERSION 001 MODEL NUMBER _____

SPEC. Revision History

Item.	Revision Date	Revision Content	Effective Date	Arbiter	Revisor
1	2022.4.25	F	2022.4.25		ZHEN

MODEL NO. :	KYTW825A
DESIGNED NO. :	KYT-825 20W
Date :	2022.4.25

Approve	Check	Preparation

Index

1. Description	4
2. Electrical Specification	4
3. Protection	6
4. Reliability	6
5. Environment	7
6. Safety and EMI Requirement	8
7. Test Equipment List	9
8. Mechanical Requirement	9
9. label	9
10. Package Drawing	10

MODEL NO.:

KYTW825A

DESIGNED NO.:

KYT-825 20W

1. Description

This specification apply to the Switching power whose model No. is KYTW825A , which has a high efficiency and reliability, and have the over voltage, over current and short circuit function.

2. Electrical Specification

2.1 INPUT SPECIFICATION

Input voltage range	90Vac - 264Vac
Rated voltage	100Vac / 240Vac
Input frequency range	47Hz - 63Hz
Rated input frequency	50Hz / 60Hz
No Load Input Power	0.1W max. @ no loading, rated voltage
Inrush current	50A type peak @ 220Vac Input, cold start

2.2 OUTPUT SPECIFICATION

2.2.1 Rated Output

Rated Output Voltage (Vdc)	Output Voltage Range (Vdc)	Output Ripple & Noise (mV)	Rated Output Current (A)
5.0	4.75-5.25	≤200	3.0A
9.0	8.55-9.45	≤200	2.22A
12.0	11.4-12.6	≤200	1.67A
3.6-5.9	3.6-5.9	≤200	3.0A
3.6-11	3.6-11	≤200	1.8A

Notes: The test condition as with oscilloscope with bandwidth 20MHz . A 10uF E-cap and 0.1uF ceramic-cap shall be connected to the connector in parallel.

2.2.2 Output Overshoot At Turn On & Turn Off

Rated Output Voltage (Vdc)	Proportion of the output voltage overshoot	
	Turn on	Turn off
5.0	10%	10%
9.0	10%	10%
12.0	10%	10%
3.3-5.9	10%	10%
3.3-11	10%	10%

Note: test condition as: All of output current from Min to Max

2.2.3 Combined Load / Line Regulation

Rated Output Voltage (Vdc)	Min. Loading	Rated. Loading	Line Regulation	Load Regulation
5.0V	0A	3.0A	±3%	±5%
9.0V	0A	2.22A	±3%	±5%
12.0V	0A	1.67A	±3%	±5%

3.3-5.9	0A	3.0A	±3%	±5%
3.3-11	0A	1.8A	±3%	±5%

MODEL NO.:

KYTW825A

DESIGNED NO.:

KYT-825 20W

2.2.4 Turn on delay time:

3 Second Max. at 115Vac input and output Max. load.

2.2.5 Rise time:

40mS Max. at 115Vac input and output Max load.

2.2.6 Hold up time:

10mS Min. at 115Vac input and output Min. Load.

2.2.7 Average Efficiency:

In the regular voltage, The output current is at 25%, 50%, 75% and full load cases,

The average efficiency of $\geq 81.3\%$ (warm up 30 minutes) , Which meet the standards of energy efficiency level VI.

3. Protection Feature

3.1 Output Short circuit protection:

Input voltage 90V/60Hz and 264VAC/50Hz, when the output is full and the electronic load is set to CC mode, when the output is short-circuited and the short circuit lasts for 3 seconds, the input power is less than 3W; when the short circuit is released, the output voltage can be 3 The power supply automatically recovers in seconds.

3.2 Over current Protection:

Input rated voltage, electronic load setting CC mode, OCP current range: 110%–150%, when the output is overcurrent, the product enters the protection state; when the overcurrent is released, the output voltage can be automatically restored within 3 seconds. normal.

4. Reliability Requirements

4.1. Burn-in

The power supply shall be burn-in for 2-4 Hours under normal input and 80% rated load at $40^{\circ}\text{C} \pm 5^{\circ}\text{C}$

4.2. MTBF Qualification

The MTBF shall be at least **20,000**hours at 25°C , Full load and nominal input condition

MODEL NO.:

KYTW825A

DESIGNED NO.:

KYT-825 20W

5. Environment Requirement

5.1 Operating Temperature: 0°C-35°C

5.2 Storage Temperature: -40°C to 85°C

5.3 Relative Humidity: Relative Humidity 25%-90%, Non -Condensing

5.4 Storage Humidity: Relative Humidity 10%-90%, Non -Condensing

5.5 Vibration

5.5.1. Operating Standard: IEC 721-3-3 3M3

5~9Hz, A=1.5mm 9~200Hz, Acceleration 5m/S

5.5.2. Transportation: IEC 721-3-2 2M2

5~9Hz, A=3.5mm

9~200Hz, Acceleration=5m/S 200~500Hz, Acceleration=15m/S

5.5.3. Axes, 10 cycles per axis:

No permanent damage may occur during testing, and The product can restore to its original situation after power off / on.

5.6 Dropping Packed:

After the Dropping test (1 corner, 1 edges, and 1 surfaces, Height:100cm, 3times), function well.

MODEL NO.:

KYTW825A

DESIGNED NO.:

KYT-825 20W

6. Safety and EMI Requirement:

6.1 Safety: accord with:

certificate	Country	standards	
<input type="checkbox"/> UL/CUL	USA	UL60065	
<input type="checkbox"/> UL/CUL	USA	UL60950	
<input type="checkbox"/> TUV/GS	Europe	EN60065	
<input type="checkbox"/> TUV/GS	Europe	EN60950	
<input type="checkbox"/> FCC	USA	Class B	
<input type="checkbox"/> CE	Europe	EN60065	
<input type="checkbox"/> CE	Europe	EN62368	
<input type="checkbox"/> MEPS	Australia	AS/NZS 4665	
<input type="checkbox"/> SAA	Australia	AS/NZS 60065	
<input type="checkbox"/> SAA	Australia	AS/NZS 60950	
<input type="checkbox"/> CCC	China	GB8898	
<input type="checkbox"/> CCC	China	GB4943	
<input type="checkbox"/> PSE	Japan	J60950 (H22)	
<input type="checkbox"/> CB	Europe	IEC60065	
<input type="checkbox"/> CB	Europe	IEC60950	
<input type="checkbox"/> C-TICK	Australia	AS/NZS CISPR13:2004	
<input type="checkbox"/> EK/KC	Korea	K60065	
<input checked="" type="checkbox"/> EK/KC	Korea	K60950	

6.2 EMI STANDARD: Meets the Limits

6.2.1. Fcc class B rules

6.2.2. EN55032 class B rules

6.3 Dielectric Strength Testing: Dielectric strength to meet the requirements under the table)

6.3.1 HI-POT TEST:

ITEM	SPECIFICATION	REMARK
Primary to Secondary	3000Vac/5mA/60S	No arcing
Primary to P.G	1500Vac/5mA/60S	No arcing
Secondary to P.G	—	—

Note: before testing, input L/N short circuit, make output positive and negative short circuit and connected.

6.3.2. Isolation Test : Input to output 500Vdc/2Sec, isolation resistance > 50M ohm

Note: at the test, input L/N short circuit, make output positive and negative short circuit

MODEL NO.:	KYTW825A	DESIGNED NO.:	KYT-825 20W
------------	----------	---------------	-------------

7. Test Equipment List


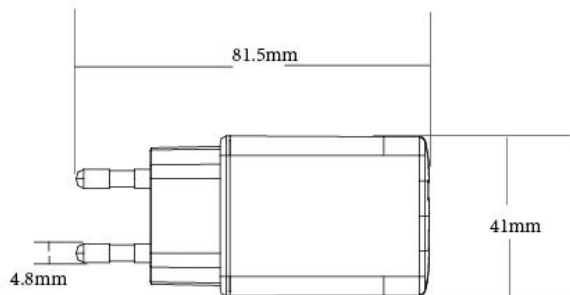
ITEM	Equipment Name	Manufacture	Model
1	AC power source	Chroma	6120
2	Oscilloscope	Tektronix	TDS1002B
3	Electronic load	TET	T3515
4	Multimeter	FLUCK	87III
5	Dynamometer	Chroma	2100
6	hermograph	LUTRON	TW-902C
7	Plug lead bend test machine		LX-817
8	Saltsprayingtester		LX-8827B
9	Vibration table		FZD-25
10	Drop test bed		
11	Digimatic caliper		0-150mm

8. MECHANICAL REQUIREMENT:

8.1 Enclosure:

The power supply size: L * W * H =81.5mm * 41mm * 26.8mm

:



MODEL NO.:

KYTW825A

DESIGNED NO.:

KYT-825 20W

10. label

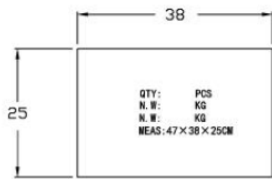
직류전원장치 (AC/DC ADAPTER)
모 델 명: KYTW825A
정격입력: 100-240V~ 50/60Hz 0.5A Max
정격출력(USB-C):
(PDO) 5V=3A or 9V=2.22A or 12V=1.67A
(PPS) 3.6-5.9V=3.0A or 3.6-11V=1.8A
인증번호:
제조년월:
A/S연락처:
MADE IN CHINA



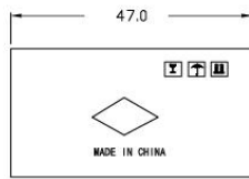
MODEL NO.:	KYTW825A	DESIGNED NO.:	KYT-825 20W
------------	----------	---------------	-------------

12. Package Drawing

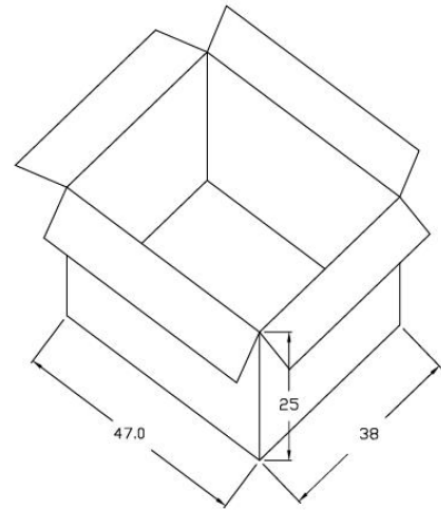
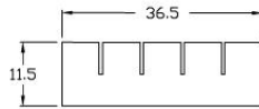
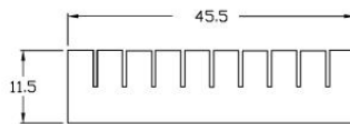
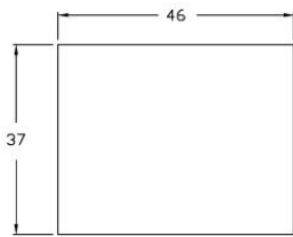
200PCS



外埠



正埠



PACKING:

Our own packing style will be adopted if no special packing required .

a Inner package

PO bag

b Outer package

paper-box.

Size: 47×38×25cm, 1sheet 46X37cm

c Outer package notes include the information

Customer Name, LOT Number, Model No., Date, and so on.

MODEL NO.:

KYTW825A

DESIGNED NO.:

KYT-825 20W